



Vascu-Guard

Peripheral Vascular Patch

A Heritage of Healing


A Clinically Proven Biologic Solution for Peripheral Vascular Reconstruction

VASCU-GUARD Peripheral Vascular Patch is a well-established, off-the-shelf biologic solution that:

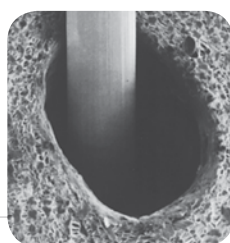
- Provides high levels of biocompatibility as demonstrated in vitro and in animal models¹
 - Low Glutaraldehyde levels under 4ppm^{1,2} (in vitro data)
 - Does not promote mineralization or calcification³⁻⁵
 - Supports endothelialization as demonstrated in animal studies⁶⁻⁸
- Resists suture line bleeding^{3,9-11}
- Allows immediate intra-operative duplex^{9,12,13}
- Is easy to handle and suture, similar to autologous vein^{3,9,1}

VASCU-GUARD

Excellent reapproximation around suture³



expanded
Polytetrafluorethylene
(ePTFE)



A Track Record that Speaks for Itself

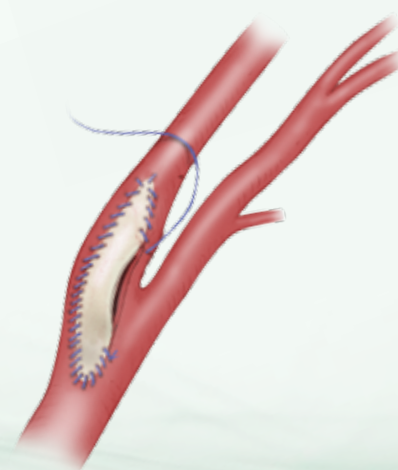
As part of the Baxter TISSUE-GUARD Family of Products, VASCU-GUARD has over 749,000* patches sold and is backed by an over 19 year clinical history,¹⁴ which has shown:

- No infection, rupture or dilation reported in a nine year follow-up study³
- Low incidence of restenosis as reported in published studies^{11,12,15-17}
- Good long term patency rates and minimal to no thrombosis or pseudoaneurysm formation^{3,6,7,18}
- Low adverse event rate¹⁴

*Data as of June 30, 2013.

VASCU-GUARD Surgical Applications

- Carotid Endarterectomy
- Profundaplasty
- Arteriovenous Access Revisions
- Femoral, Iliac, Renal and Tibial Patching





Vascu-Guard

Peripheral Vascular Patch

Available in a Variety of Sizes

- VASCU-GUARD is easily trimmed to desired shape and size

Product Code: VG0106N Size: 1 cm x 6 cm

Product Code: VG0209N

Size: 2 cm x 9 cm

Product Code: VG0110N

Size: 1 cm x 10 cm

Product Code: VG0108N

Size: 0.8 cm x 8 cm (tapered end)

Indications For Use:

For use in peripheral vascular reconstruction including the carotid, renal, iliac, femoral, profunda and tibial blood vessels and arteriovenous access revisions.

Contraindications:

VASCU-GUARD is not designed, sold or intended for use except as indicated.

Adverse Reactions:

Failure to rinse the product may result in a sterile inflammatory reaction.

For safe and proper use of this device refer to the complete Instructions For Use.

References:

1. Data on File. Baxter Healthcare Corporation, V-0144R.
2. Data on File. Baxter Healthcare Corporation, DS-1011 and DS-1012.
3. Biasi GM, Sternjakob S, Mingazzini PM, et al. Nine-year experience of bovine pericardium patch angioplasty during carotid endarterectomy. *J Vasc Surg.* 2002;36:271-277.
4. Data on File. Baxter Healthcare Corporation, SI-0021 and SI-0021R.
5. David TE. The use of pericardium in acquired heart disease: a review article. *J Heart Valve Dis.*1998;7(1):13-17.
6. Data on File, 2003. Baxter Healthcare Corporation, SI-0020 and SI-0020R.
7. Li X, Jadlovec C, Guo Y, et al. Periarterial patch angioplasty heals via an ephrin-B2 and CD34 positive cell mediated mechanism. *PLoS One.* 2012;7(6):1-8.
8. Wiebe D, Megerman J, L'Italien GJ, et al. Glutaraldehyde release from vascular prostheses of biologic origin. *Surgery.* 1988;104(1):26-33.
9. Marien BJ, Raffetto JD, Seidman CS, et al. Bovine pericardium vs dacron for patch angioplasty after carotid endarterectomy. *Arch Surg.* 2002;137:785-788.
10. Li X, Guo Y, Ziegler K, et al. Current usage and future directions for the bovine pericardial patch. *Ann Vasc Surg.* 2011;25(4):561-568.
11. Papakostas JC et al. Use of the Vascu-Guard Bovine Pericardium Patch for Arteriotomy Closure in Carotid Endarterectomy. Early and Long-Term Results. *Ann Vasc Surg.* 2014; 28:1213-1218.
12. Ho KJ, Nguyen LL, Menard MT. Intermediate-term outcome of carotid endarterectomy with bovine pericardial patch closure compared with dacron patch and primary closure. *J Vasc Surg.* 2012;55(3):708-14.
13. Ladowski JM, Ladowski JS. Retrospective analysis of bovine pericardium (Vascu-Guard) for patch closure in carotid endarterectomies. *Ann Vasc Surg.* 2011;25:646-650.
14. Data on file. Baxter Healthcare Corporation. TGCS2013.
15. Kim G, Kwon T, Cho Y, et al. Carotid endarterectomy with bovine patch angioplasty: a preliminary report. *Cardiovascular Surg.* 2001;9(5):458-462.
16. Neuhauser B, Oldenburg WA. Polyester vs bovine pericardial patching during carotid endarterectomy: early neurologic events and incidence of restenosis. *Cardiovascular Surg.* 2003;11(6):465-470.
17. Kim J, Cho Y, Kwon T, et al. Ten-year comparative analysis of bovine pericardium and autogenous vein for patch angioplasty in patients undergoing carotid endarterectomy. *Ann Vasc Surg.* 2012;26:353-358.
18. Grimsley BR, Wells JK, Peral GJ, et al. Bovine pericardial patch angioplasty in carotid endarterectomy. *Am Surg.* 2001;67(9):890-5.



Synovis Life Technologies, Inc.
A subsidiary of Baxter International Inc.
2575 University Ave W.
St. Paul, MN 55114-1024 USA
651.796.7300



Baxter

Baxter Healthcare SA
P.O. Box
CH-8010 Zurich
Switzerland

www.baxter.com

For detailed information please contact your local representative:

www.baxterbiosurgery.com

Baxter and Advancing Surgery, Enhancing Life are trademarks of Baxter International Inc.
Vascu-Guard is a trademark of Synovis Life Technologies, Inc. (a subsidiary of Baxter International Inc.)

BS-SY-79 August 2014