



# Supple Peri-Guard

## Pericardium Patch

## A Heritage of Healing


### A Clinically Proven and Convenient Biologic Solution

SUPPLE PERI-GUARD Pericardial Patch is a well-established, off-the-shelf biologic solution that:

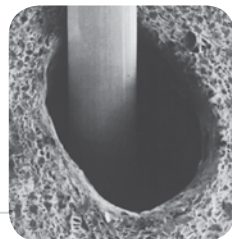
- Provides high levels of biocompatibility as demonstrated in vitro and in animal models<sup>1</sup>
  - Low Glutaraldehyde levels under 4ppm<sup>1,2</sup> (in vitro data)
  - Does not promote mineralization or calcification<sup>3-5</sup>
  - Supports endothelialization as demonstrated in animal studies<sup>6-8</sup>
- Resists suture line bleeding<sup>3,9-11</sup>
- Is easy to handle and suture, similar to autologous tissue<sup>3,9,10</sup>
- Allows short, equivalent prep time regardless of tissue size<sup>12</sup>

#### SUPPLE PERI-GUARD

Excellent reapproximation around suture<sup>3</sup>



expanded  
Polytetrafluorethylene  
(ePTFE)



#### SUPPLE PERI-GUARD Surgical Applications

- Pericardial Closure
- Thoracic Wall Defect Repair
- Intracardiac and Great Vessel Repair



#### A Track Record that Speaks for Itself

As part of the Baxter TISSUE-GUARD Family of Products, SUPPLE PERI-GUARD and PERI-GUARD have over 256,000\* patches sold and are backed by a 30 year clinical history,<sup>13</sup> which has shown:

- No infection, rupture or dilation reported in a nine year follow-up study<sup>3</sup>
- Good long term patency rates and minimal to no thrombosis or pseudoaneurysm formation<sup>3,6,7,14</sup>
- An exceptionally low adverse event rate<sup>14</sup>

\*Data as of June 30, 2013.



# Supple Peri-Guard

## Pericardium Patch

### The Choice is Yours

- SUPPLE PERI-GUARD when a more compliant, flexible patch is of benefit
- PERI-GUARD for those procedures needing a flat, more rigid tissue patch application

Your local sales rep can help you determine the best tissue patch configuration for your procedural needs.

### Available in a Variety of Sizes

- SUPPLE PERI-GUARD is easily trimmed to desired shape and size

Product Code	Product Size
PC0404SN	4 cm x 4 cm
PC0608SN	6 cm x 8 cm
PC0814SN	8 cm x 14 cm
PC1016SN	10 cm x 16 cm



SUPPLE PERI-GUARD



PERI-GUARD

### Indications For Use:

SUPPLE PERI-GUARD is indicated for use as a prosthesis for pericardial closure and soft tissue deficiencies which include: defects of the abdominal and thoracic wall, hernias (diaphragmatic, femoral, incisional, inguinal, lumbar, paracolostomy, scrotal and umbilical), and intracardiac and great vessel repair.

### Contraindications:

SUPPLE PERI-GUARD is not designed, sold or intended for use except as indicated.


### Adverse Reactions:

Failure to rinse the product may result in a sterile inflammatory reaction.

For safe and proper use of this device refer to the complete Instructions For Use.

### References:

1. Data on File. Baxter Healthcare Corporation, V-0144R.
2. Data on File. Baxter Healthcare Corporation, DS-1011 and DS-1012.
3. Biasi GM, Sternjakob S, Mingazzini PM, Ferrari S. Nine-year experience of bovine pericardium patch angioplasty during carotid endarterectomy. *J Vasc Surg.* 2002;36:271-277.
4. Data on File. Baxter Healthcare Corporation, SI-0021 and SI-0021R.
5. David TE. The use of pericardium in acquired heart disease: a review article. *J Heart Valve Dis.* 1998;7(1):13-17.
6. Data on File, 2003. Baxter Healthcare Corporation, SI-0020 and SI-0020R.
7. Li X, Jadlowiec C, Guo Y, et al. Pericardial patch angioplasty heals via an ephrin-B2 and CD34 positive cell mediated mechanism. *PLoS One.* 2012;7(6):1-8.
8. Wiebe D, Megerman J, L'Italien GJ, Abbott WM. Glutaraldehyde release from vascular prostheses of biologic origin. *Surgery.* 1988;104(1):26-33.
9. Marien BJ, Raffetto JD, Seidman CS, LaMorte WW, Menzoian JO. Bovine pericardium vs dacron for patch angioplasty after carotid endarterectomy. *Arch Surg.* 2002;137:785-788.
10. Li X, Guo Y, Ziegler K, et al. Current usage and future directions for the bovine pericardial patch. *Ann Vasc Surg.* 2011;25(4):561-568.
11. Papakostas JC et al. Use of the Vascul-Guard Bovine Pericardium Patch for Arteriotomy Closure in Carotid Endarterectomy. Early and Long-Term Results. *Ann Vasc. Surg.* 2014; 28:1213-1218.
12. SUPPLE PERI-GUARD Instructions for Use. MS-0720125, 11/12.
13. Data on file. Baxter Healthcare Corporation, TGCS2013.
14. Grimsley BR, Wells JK, Peral GJ, et al. Bovine pericardial patch angioplasty in carotid endarterectomy. *Am Surg.* 2001;67(9):890-5.

 Synovis Life Technologies, Inc.  
A subsidiary of Baxter International Inc.  
2575 University Ave W.  
St. Paul, MN 55114-1024 USA  
651.796.7300



Baxter Healthcare SA  
P.O. Box  
CH-8010 Zurich  
Switzerland

[www.baxter.com](http://www.baxter.com)

For detailed information please contact your local representative:

[www.baxterbiosurgery.com](http://www.baxterbiosurgery.com)

Baxter and Advancing Surgery, Enhancing Life are trademarks of Baxter International Inc.  
Supple PeriGuard is a trademark of Synovis Life Technologies, Inc. (a subsidiary of Baxter International Inc.)

BS-SY-79 August 2014