

Myco^{DDR}TM **Trident**TM

Maximize the recovery of viable
Mycobacteria through rigid pH control

Ready-to-use reagents

Faster culture results

Reduce breakthrough contamination

Reduce number of false positives
on automated growth detection equipment

Redefine
AFB Processing

*Digestion/Decontamination
Reagents for the
Recovery Of Mycobacteria*



Redefining AFB processing is as easy as ABC

NaOH/NALC Reagent **A**

Contains integrated, blue color-changing pH indicator and is stable for 72 hours after the addition of NALC.

Neutralization Buffer **B**

Due to the increased buffering capacity of Neutralization Buffer B, samples are properly neutralized to the ideal pH range for Mycobacteria survival.

Resuspension Buffer **C**


Enables labs to obtain a clean, uniform pellet with a pH between 6.8-7.2, which ensures the sample will be accepted in the sensitive environment of automated growth detection systems.

All reagents come ready-to-use

Reduce risk of cross contamination • No weighing, mixing, measuring • Reduce tech variability

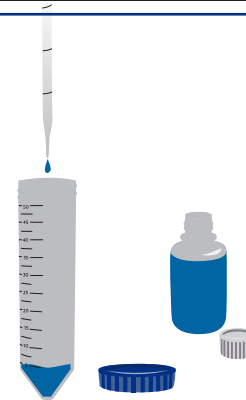
4 EASY STEPS

1




Add NALC powder to MycoDDR™ NaOH Reagent A (shake gently)

2



Add equal volume of MycoDDR™ NaOH Reagent A to sample and allow to decontaminate for 15-20 minutes (vortex as needed)

3

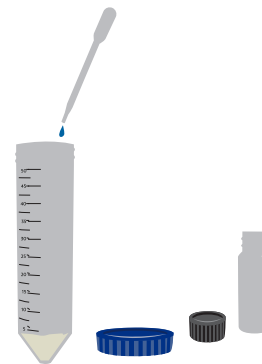


Add MycoDDR™ Neutralization Buffer B until solution becomes clear to colorless

Recap and centrifuge at 3,000 x g for 15-20 minutes



4



Decant supernate and add 0.5 mL of MycoDDR™ Resuspension Buffer C, carefully mix, make appropriate smear then add the remainder of MycoDDR™ Resuspension Buffer C

For more information or to order:

info@immy.com

405.360.4669

www.immy.com

Rev.5/7/14

Myco^{DDR}
Trident™

